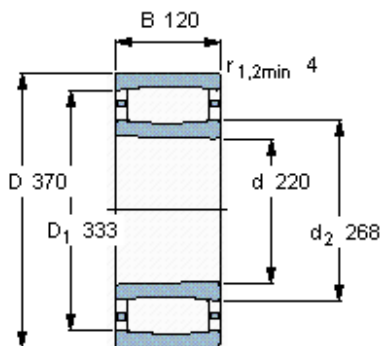
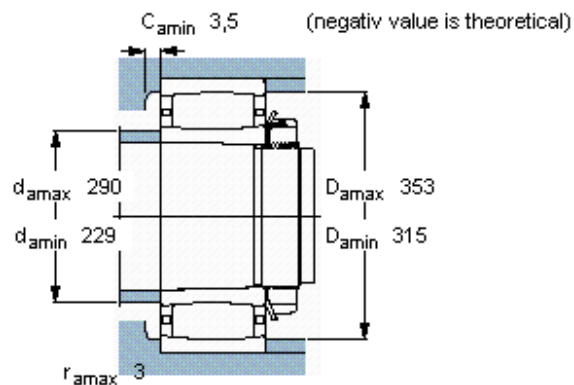
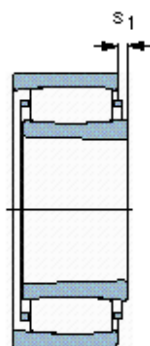


CARB toroidal roller bearings, cylindrical and tapered bore

Principal dimensions			Basic load ratings		Speed ratings		Designation	
d	D	B	dynamic C	static C0	Reference speed	Limiting speed	* SKF Explorer bearing	** Check availability
mm			kN		r/min		-	
220	370	120	1900	2900	1400	1800	C 3144 K *	-



Tapered bore, taper
1: 12



Axial displacement s_1 22,3

Misalignment factor k_1 0,114

Operating clearance factor k_2 0,097